



BRICK (140) design Maurizio Duranti



Lampada da terra
 Anno di produzione: 2007
 Versioni: luminosa.
 Materiali: Polietilene, metallo.
 Dimensioni: 35 x 25 h 140 cm
 Peso: 16 Kg
 Imballaggio: 37 x 27 x 141 cm
 Volume imballaggio: 0,143 m³

Note: Base verniciata colore nero.

Lampe de sol
 Année de production: 2007
 Versions: lumineuse.
 Matériaux: Polyéthylène, métal.
 Dimensions: 35 x 25 h 140 cm
 Poids: 16 Kg
 Emballage: 37 x 27 x 141 cm
 Volume emballage: 0,143 m³

Note: Piédestal peinte en noir.

Floor lamp
 Year of production: 2007
 Versions: lighting.
 Material: Polyethylene, metal.
 Dimensions: 35 x 25 h 140 cm
 Weight: 16 Kg
 Packaging: 37 x 27 x 141 cm
 Packaging volume: 0,143 m³

Note: Pedestal painted black colour.

DIMENSIONS (cm)	
CODE	SD BRK140 lighting
LIGHTING	1x Neon tube recommended (not included).
COLOURS	LIGHTING <input type="radio"/> LIGHT WHITE (code LA)



BRICK (200) design Maurizio Duranti



Lampada da terra
 Anno di produzione: 2007
 Versioni: luminosa.
 Materiali: Polietilene, metallo.
 Dimensioni: 25 x 35 h 201 cm
 Peso: 20 Kg
 Imballaggio: 27 x 37 x 203 cm
 Volume imballaggio: 0,203 m³

Note: Base verniciata colore nero.

Lampe de sol
 Année de production: 2007
 Versions: lumineuse.
 Matériaux: Polyéthylène, métal.
 Dimensions: 25 x 35 h 201 cm
 Poids: 20 Kg
 Emballage: 27 x 37 x 203 cm
 Volume emballage: 0,203 m³









Note: Piédestal peinte en noir.

Floor lamp
 Year of production: 2007
 Versions: lighting.
 Material: Polyethylene, metal.
 Dimensions: 25 x 35 h 201 cm
 Weight: 20 Kg
 Packaging: 27 x 37 x 203 cm
 Packaging volume: 0,203 m³





















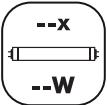



Note: Pedestal painted black.

DIMENSIONS (cm)	<p>METALLIC BRACKET</p>
CODE	SD BRK200 lighting
LIGHTING	1x Neon tube recommended (included)
COLOURS	LIGHTING <input type="radio"/> LIGHT WHITE (code LA)











SYMBOLS

 For indoor use.	 Stackable item.	 Conformity to the European Community instructions.
 For indoor and outdoor use.	 100% recyclable polyethylene.	 Recycling and disposal of electronic waste (WEEE).
 Outdoor version on request (IP55).	 European Community registered model.	

LIGHTING SYMBOLS

 Protected against the intrusion of solid objects $\varnothing > 12$ mm, not against water.	 Standard lamp base for E27 - 27 mm light bulb.	 RGB lighting system.
 Protected against the intrusion of solid objects $\varnothing > 1$ mm and splashing water.	 Lamp base for G4 halogen bulb.	 Item compatible with Candy Light.
 Protected against the intrusion of dust and water jets.	 Lamp base for GU10 spotlight.	 Insulation class 1.
 Fully protected against the intrusion of dust and immersion in water.	 Lamp base for G13 neon tube.	 Insulation class 2.
 Small lamp base for E14 - 14 mm light bulb.	 Neon tube lighting system.	 Insulation class 3.
 Medium lamp base for E26 - 26 mm light bulb.	 LED technology lighting system.	 Device proper to direct assembly onto normally inflammable surfaces.
 Lighting through energy saving bulb. The upper figure shows the number of allowed bulbs. The lower figure shows the MAXIMUM recommended power.	 Lighting through energy saving fluorescent spotlight. The upper figure shows the number of allowed spotlights. The lower figure shows the MAXIMUM recommended power.	
 Lighting through neon tube. The upper figure shows the number of allowed neon tubes. The lower figure shows the MAXIMUM recommended power.	 Lighting through energy saving globe bulb. The upper figure shows the number of allowed bulbs. The lower figure shows the MAXIMUM recommended power.	
 Lighting through flexible LED tube. The lower figure shows the MAXIMUM recommended power.	 Lighting through circular T9 neon tube. The upper figure shows the number of allowed neon tubes. The lower figure shows the MAXIMUM recommended power.	

WIRING SYMBOLS

 Wiring with metal clamp. IP20 protection. Diameter 11 cm.	 Wiring with special base for KIT LED 3 WATT. IP55 protection. Diameter 11,6 cm.
 Wiring with metal base. IP55 protection. Diameter 10 cm. Fastening by hex screw key.	 Wiring with plastic screw base. I3 - IP20 protection. E3 - IP55 protection. Diameter 6 cm.
 Wiring with metal base. IP55 protection. Diameter 20 cm. Fastening by hex screw key.	 Wiring with plastic screw base. I3 - IP20 protection. E3 - IP55 protection. Diameter 10 cm.
 Wiring with plastic base and metal inserts. I2 - IP20 protection. E2 - IP55 protection. Diameter 10 cm. Fastening by slot screwdriver.	 Wiring with plastic screw base. I3 - IP20 protection. E3 - IP55 protection. Diameter 15 cm.
 Wiring with plastic base and LED CANDY LIGHT. IP44 protection. Diameter 10 cm.	 Special metal base. IP20 protection. Several sizes.

MATERIAL PROPERTIES

Material: Linear low-density polyethylene - LLDPE.

Production process: rotational moulding.

Resistant to extreme temperatures (-60°C to +80°C).

UV resistant (except for lighting colours).

High tensile strength.

WARNING

- Keep away from excessive heat sources.
- Avoid any improper use. Do not stand on the products. When the product has to be moved, lift the product off the ground in order to avoid damage.
- Do not overload the pot structure in order to avoid deforming.
- Carefully comply with the maintenance & cleaning instructions.
- In case of malfunctioning or damage of the wiring or any electrical parts, refer to a qualified electrician.

MAINTENANCE & CLEANING

- To prevent dust and dirt from sticking to the plastic surfaces, periodically clean the products with a damp cloth and neutral liquid soap diluted in water.
- Avoid using ethanol or any liquids containing, even in small amounts, acetone, trichloroethylene or ammonia (solvents in general).
- It is recommended the use of SLIDE's "CleanUp" cleaner or a degreaser. Spray the cleaning product on the surface, rub with a damp cloth and rinse abundantly with water (preferably with a high pressure washer). In case of persistent stains use a high pressure washer or scrub eraser. The use of the scrub eraser (melamine foam - Scotch-Brite® Easy Eraser or similar) is only recommended for white colour, as they are slightly abrasive.
- The lacquered version is also suitable for outdoor use, however it is more sensitive to scratches: periodically clean with a polish cleaner, gently rubbing with soft cloth/cotton wool.
- Cushions can be cleaned with a damp cloth, neutral liquid soap and water.
- For metal parts use specific cleaners.

SUSTAINABILITY & RECYCLING

All SLIDE products are 100% recyclable. Furthermore, grey, black and chocolate matt colours are produced with recycled polyethylene. SLIDE has a closed production cycle with no health prejudicial emissions and complying with ecological sustainability rules.

When a product reaches the end of its life, do not treat the product or any of its parts as domestic waste. Dispose by sending to differentiated collection centres.

RESPONSIBILITY & RETURNS

SLIDE declines any liability to damages caused to things or persons by an illegitimate use of the product. SLIDE won't accept any returned goods without having checked the kind of defects first.

WARRANTY

SLIDE products are guaranteed against all manufacturing faults, granted that the items are appropriately used, for twenty-four (24) months from the date of purchase upon presentation of the invoice.

LED KITS only are guaranteed for twelve (12) months from the date of purchase.

Warranty doesn't include parts that are subject to wear and tear due to usage, batteries when provided, wiring and electrical parts that do not have manufacturing faults.